
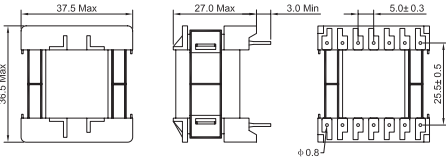
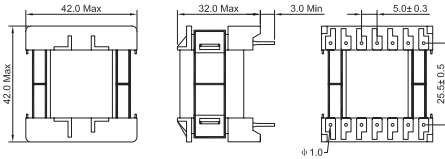


## Switching power transformer / 開關電源變壓器

	<p><b>Core shape: ETD-29 &amp; ETD-34</b></p> <p><b>Features:</b></p> <ul style="list-style-type: none"> <li>•Low-loss/ High saturation magnetic flux density ferrite</li> <li>•Compatible with multiple output switch-mode power supplies</li> <li>•High-power output</li> <li>•A wide range of output</li> <li>•Safety standards approved</li> <li>•RoHS Compliance</li> </ul>	<p><b>磁芯形狀: ETD-29 &amp; ETD-34</b></p> <p><b>特性:</b></p> <ul style="list-style-type: none"> <li>•採用低損耗高飽和磁通密度鐵氧體磁芯進行設計</li> <li>•適用於多組輸出的開關電源</li> <li>•高功率輸出</li> <li>•輸出範圍寬</li> <li>•符合安全標準</li> <li>•符合RoHS標準</li> </ul>
<p><b>Shape and external dimension / 機械尺寸mm.</b></p> <div style="display: flex; justify-content: space-around;"> <div data-bbox="295 705 742 862">  <p>Figure 1</p> </div> <div data-bbox="837 705 1284 862">  <p>Figure 2</p> </div> </div>		

## Electronical characteristics / 電氣特性

Core shape 磁芯形狀	ETD-29/32/10	ETD-34/34/11
Center leg area 磁芯中柱面積 $A_e$ mm <sup>2</sup>	73.4	97.1
Length of magnetic circuit 磁路長度 $L_e$ mm	70.6	78.6
Volume 體積 $V_e$ mm <sup>3</sup>	5196	7632
Bobbin type 線架類型	Horizontal/臥式	Horizontal/臥式
External dimension 外觀尺寸 W*D*H mm	37.5*36.5*27	42*42*32
Maximum output 最大輸出功率 VA	170	270
Drawing No.圖紙號	Figure 1	Figure 2

Note: The design bases on: 1.Forward model 2.PC40 series ferrite 3.Switching frequency: 100 KHz  
 注意: 本設計基于 1.正激式變換器 2.PC40系列鐵氧體 3.開關頻率:100 KHz